

# Basecoat 2c

## 2 - Stage Red Pearl

### Product Description

Single component basecoat for repairing automotive 2 - stage finishes.

### Technical Characteristics

Color: mixing system      Shelf life: 48 months at 25°C      Theoretical spreading rate: 120m<sup>2</sup>/l (avg) at 1 µm






### Pre-treatment

#### Phase 1

Wet flat with P800 - 1000 grade paper or dry flat with P600 - 800 grade paper.  
 Degrease with RZ - AX800.  
 Wash off residues and dry thoroughly.  
 Re-clean with RZ - AX800 The use of a tack rag is recommended.

#### Phase 2 (Optional)

Apply one thin layer of RZ - E12 / solid colors that are close to red pearl; atier one min's flash - off, apply one more wet layer of the same color.  
 Flash off for 5 mins.

	<b>Mixing Ratio</b>	Stir well before use. Twice per day for 15 mins on the mixing machine.																								
	<b>Spray Viscosity Potlife</b>	<table border="0"> <tr> <td><b>RZ - P Red Pearl</b></td> <td>100 (vol)</td> <td>100 g</td> </tr> <tr> <td>(5°C -</td> <td></td> <td></td> </tr> <tr> <td>°C 5°C)</td> <td></td> <td></td> </tr> <tr> <td>°C 5°C)</td> <td></td> <td></td> </tr> <tr> <td>&gt;35°</td> <td>1</td> <td>- 120 (vo</td> </tr> <tr> <td>ix we</td> <td>nd st</td> <td>n before ap</td> </tr> <tr> <td></td> <td></td> <td>ation.</td> </tr> <tr> <td></td> <td></td> <td>100 - 110 g</td> </tr> </table>	<b>RZ - P Red Pearl</b>	100 (vol)	100 g	(5°C -			°C 5°C)			°C 5°C)			>35°	1	- 120 (vo	ix we	nd st	n before ap			ation.			100 - 110 g
<b>RZ - P Red Pearl</b>	100 (vol)	100 g																								
(5°C -																										
°C 5°C)																										
°C 5°C)																										
>35°	1	- 120 (vo																								
ix we	nd st	n before ap																								
		ation.																								
		100 - 110 g																								
	<b>Sprayguns</b>	14 to 19 seconds DIN 4 cup at 25°C 24 hours at 25°C																								
	<b>Application</b>	<table border="0"> <tr> <td>HVLP gravity - feed spraygun</td> <td>1.2 - 1.3 mm</td> <td>1.8 - 2.0 bar</td> <td>10 - 15 cm</td> </tr> <tr> <td>Conventional gravity - feed spraygun</td> <td>1.3 - 1.6 mm</td> <td>3.0 - 4.0 bar</td> <td>15 - 20 cm</td> </tr> </table>	HVLP gravity - feed spraygun	1.2 - 1.3 mm	1.8 - 2.0 bar	10 - 15 cm	Conventional gravity - feed spraygun	1.3 - 1.6 mm	3.0 - 4.0 bar	15 - 20 cm																
HVLP gravity - feed spraygun	1.2 - 1.3 mm	1.8 - 2.0 bar	10 - 15 cm																							
Conventional gravity - feed spraygun	1.3 - 1.6 mm	3.0 - 4.0 bar	15 - 20 cm																							
	<b>Drying</b>	<p><b>Apply basecoat over original stoved finishes or over RZ - 981/RZ - 972 grey primers.</b>                  Number of spraycoats: 1 thin + 1 wet coat + 1 mist coat to match effect                  Flash-off: 3 mins with spraygun - cooling; 5 mins                  Note: Before mist coat, enlarge the spray fan and adjust spraying pressure &amp; distance to be: 2.0 bar (HVLP) 10 - 15 cm                  3.5 bar (Conventional) 20 - 25 cm</p> <p>Film thickness: 15 - 20 µm</p> <p>Drying at 25°C: 5 mins                  Drying at 60°C: -</p>																								
<b>Further Treatment</b>		Atier the flash - off, apply Reiz clear coat wet on wet.																								

The products are suitable for professional use only. The data contained in this publication are based on our current knowledge and experience. You can obtain the latest version of technical data sheet from our website at [www.wonder-global.com](http://www.wonder-global.com) or directly from your supplier.